




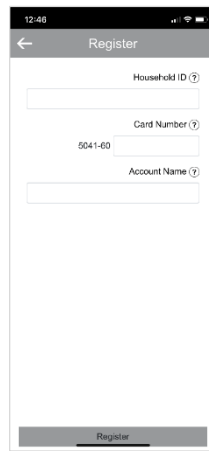
my WIC app is available to download from the App Store and Google Play. Search using “my OK WIC”.

How to Register

The app will require you to **Register**. Multiple phones can be registered. Multiple households can be registered.



Select a **WIC Agency** from the dropdown.

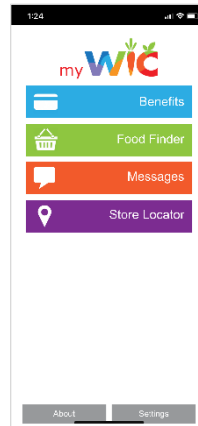


Enter **Household ID**, **WIC EBT Card Number**, and **Account Name**. Click on **Register**. Select **?** for more information

Repeat these steps to register more **additional** households e.g. foster children.

When multiple households are registered, an **Account** dropdown will be display for **Benefits** and **Food Finder**. Select the Account you want to view.

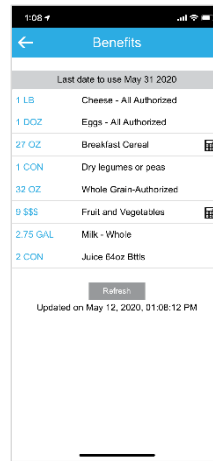
How to Use my WIC: Benefits and Calculators



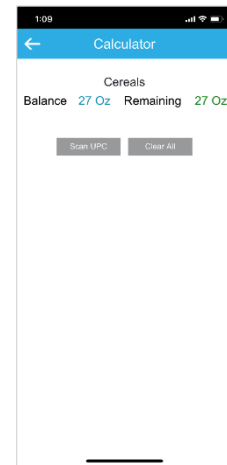
Select **Benefits**



Select **Current** or **Future** Button



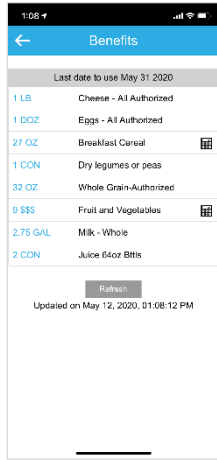
From the Current Benefits Screen
Option: Click on the **Calculator** next to Breakfast Cereal.



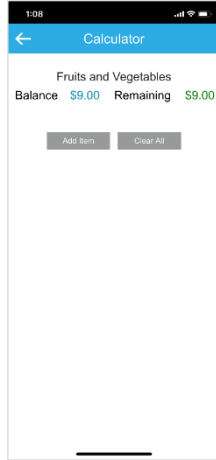
Click **Scan UPC** and scan a cereal barcode.

The **Remaining** Balance will be recalculated as breakfast cereal items are scanned (added) or cleared (removed).

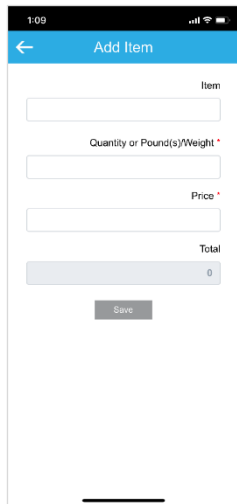
How to Use my WIC: Benefits and Calculators



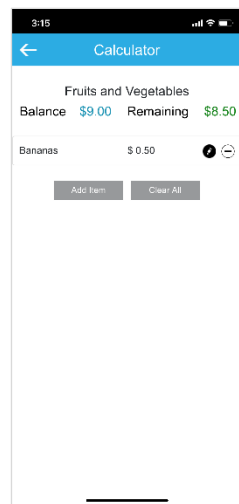
From the Current Benefits Screen
Option: Click on the **Calculator** next to Fruit and Vegetables.



Select **Add Item**
(Repeat as needed)

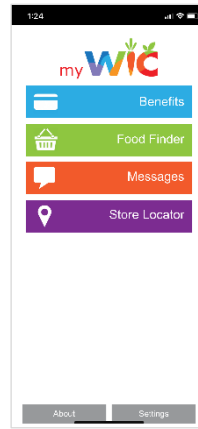


Enter Item Name,
Quantity or Weight,
Price per Quantity or
per Pound. Click **Save**.

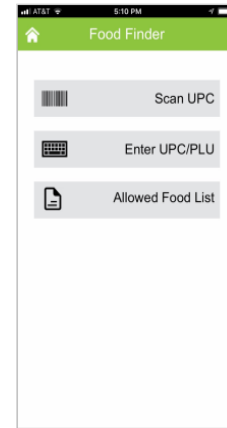


The **Remaining**
balance will be
recalculated as fresh
fruits and vegetables
are scanned (added) or
cleared (removed).

How to Use my WIC: Food Finder



Select **Food Finder**



Select **Scan** or
Enter Button



UPC



PLU

Scan UPC
barcode OR
Enter UPC or
PLU numbers

Allowed - Included

WIC allowed and
available in current

Not Allowed

Not WIC Allowed

Allowed - Not Included

WIC allowed but not
available in current

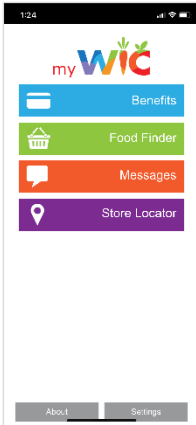
Allowed - May be Included

WIC Allowed but check fruit
and vegetable balance.

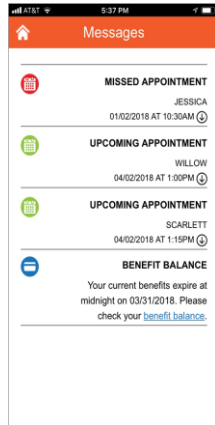
Allowed - Balance Too Low

WIC allowed but balance
in current benefits is too
low to use

How to Use my WIC: Messages

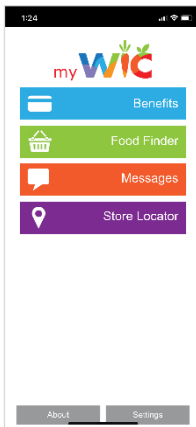


Select **Messages**

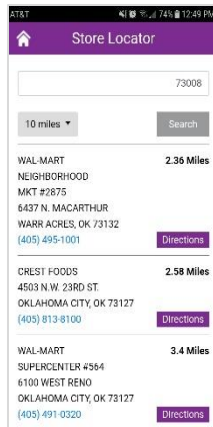


Household messages are listed. *Options:* Click ⓘ for WIC Agency information. Click [benefit balance](#) to go to current benefits.

How to Use my WIC: Store Locator



Select **Store Locator**



Stores are listed based on current location or entered location. *Options:* Select **Directions** or click on the [phone number](#) to call the store.